

60 W LED PANEL LIGHT

HIGH POWERED

600x1200 mm | IP41 Rating


SKU:SRPL600X1200-60WH

INFORMATION

Measuring 600mm x 1200mm, this IP41 rated 60W panel light typically replaces 8 x 600mm T8/T5 fluorescent tubes lights set in 600x600 grids. Which is why they're the popular lighting choice for hotels, factories, offices, schools, colleges, hospitals and the like. Energy use will be reduced by up to 50% and you'll notice a dramatic improvement in light quality.

While fluorescent tubes tend to flicker towards the end of their life, panel lights maintain their brightness and quality for a much longer period.

They also last far longer. This 60W panel will give you 49,999 hours of service, which is up to 20 times longer than your older light source.



FEATURES

- Colour Option (CCT): 3000K, 4000K, 6000K Lumens: 7200 + / - 5%
- Beam angle: 120 Degree
- Life span: 49,999Hrs
- IP Rating: IP41
- CE & RoHS Certified
- 5 years warranty
- LED driver
- High Lumen Efficiency
- TP(b) Test Report




TECHNICAL PARAMETER

- Input: AC 200-240V 50/60Hz 800ma
- Output Current: DC 27-42V LED
- Type: 4014 SMD LED
- Output Power: 60W
- Light Guide Plate (LGP): PMMA
- Diffuser Material: PS

We are constantly developing and improving our products. For this reason, all product descriptions are intended as a general guide and we may change specifications time to time in the interest of product development, without prior notification or public announcement. Data in this sheet has been obtained in controlled experimental conditions. However, we cannot accept any liability arising from the reliance on such data to the extent permitted by law.

APPLICATIONS

- Hotels
- Conference/Meeting rooms
- Factories and offices
- Schools, colleges, universities and hospitals



60 W LED PANEL LIGHT

HIGH POWERED 600x1200mm | IP41 Rating

SKU: SRPL600X1200-60WH

SPECIFICATIONS

Model#	CCT	Lumen (lm)	CRI	Beam angle	Voltage	PF	Weight (kg)
SRPL600X1200-60WH	3000K	7150	>80	120°	AC200-240V	≥0.95	6.0kg
SRPL600X1200-60WH	4000K	7200	>80	120°	AC200-240V	≥0.95	6.0kg
SRPL600X1200-60WH	5000K	7200	>80	120°	AC200-240V	≥0.95	6.0kg
SRPL600X1200-60WH	6000K	8560	>80	120°	AC200-240V	≥0.95	6.0kg

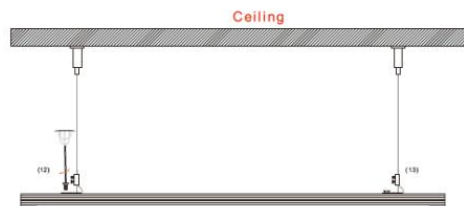
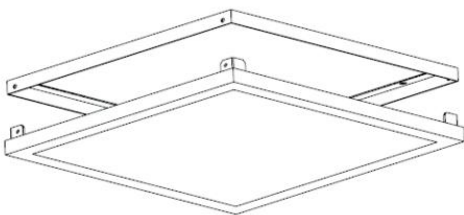
PRODUCT PACKAGING INFORMATION

- 2 pc per inner box
- Inner Carton Weight: 13.2
- Packing Size (LxWxH): 595x1155x55

All dimension units are in millimeters.



DIMENSIONS (MM)



All dimension tolerances are ± 0.5 mm unless otherwise stated.

INSTALLATION AND ACCESSORIES

- Hanging Kit for suspended installation
- Mounting frames installation
- DALI/TRAIC/0-10v Dimmable driver options